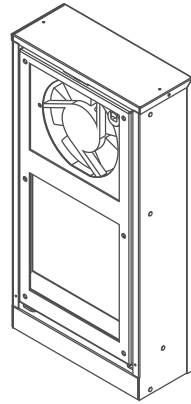


THIS DOCUMENT IS THE PROPERTY OF KOOLTRONIC, INC. AND CONTAINS PROPRIETARY AND CONFIDENTIAL INFORMATION WHICH MUST NOT BE DUPLICATED, USED OR DISCLOSED TO OTHERS, EXCEPT AS EXPRESSLY AUTHORIZED IN WRITING BY KOOLTRONIC, INC.

REVISIONS				
SYM	NOTICE	DESCRIPTION	DATE	APPROVED
-	EC 04/129	NEW DRAWING RELEASE	5/21/04	SDS
A	EC 16/194	PICTORIAL UPDATE, ADDED MOUNTING PLAN.	4/6/16	DW-



ISO VIEW SCALE: .1875"=1"

A

B

C

D

E

F

A

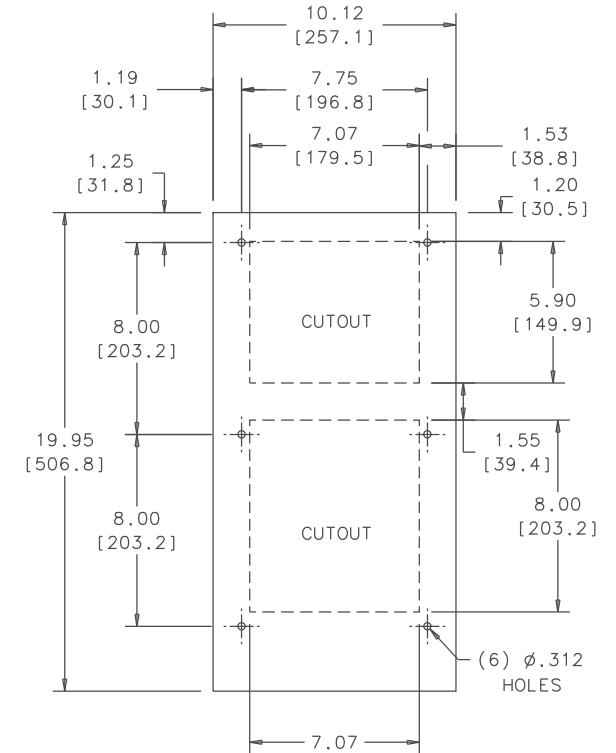

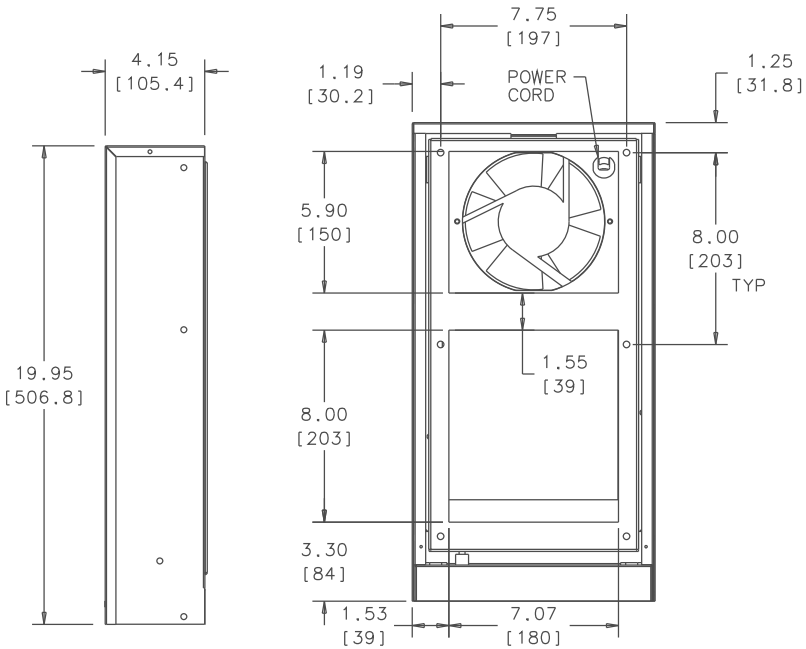
B

C

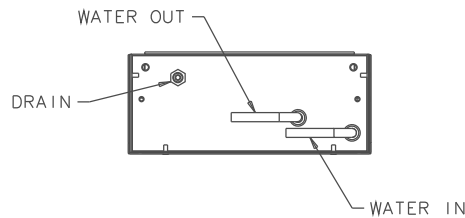
D

E

F



MOUNTING PLAN



UNLESS OTHERWISE SPECIFIED TOLERANCES NON-ACCUMULATIVE			DRAWN: STEVE SCHMIERER		DATE: 5/21/04	
TOL. ON	INCHES	MM	CHECKED	DATE		
.XX	± .02	±	Dave W/Steve S	4/25/16		
.XXX	± .010	±	Ron Kaufman	4/25/16		
ANGULAR	± 1/2 °		MFG. ENG.			
MATERIAL			CODE IDENT. NO.			
			06223			
UNIT KPHE20			APPROVED		SCALE .25=1	
			Joe Milko		4/25/16	



TITLE				REV	
GENERAL ARRANGEMENT KPHE20				A	
SIZE	DWG. NO.	REV			
C	GA00372A	A			
SCALE .25=1		CAD. REF.		SHEET 1 OF 1	