



KBC4E192/40A MOTORIZED IMPELLER

TECHNICAL DATA

Model	CFM@ 0" S.P.	Cutoff S.P.	Volts	Hz	Amps	Watts	Capacitor µF	RPM	dBA	Min. Temp.	Max. Temp.
KBC4E192/40A	215	0.56	115	60	0.25	26	5.0	1640	52	-40°F/-40°C	158°F/70°C
KBC4E192/40A	182	0.40	115	50	0.22	25	5.0	1395	48	-40°F/-40°C	158°F/70°C



STANDARD FEATURES

- Low noise level
- 215 CFM capacity
- Available in 115 VAC, 50/60Hz
- Compact size
- Precision balanced
- External rotor design
- Precision ball-bearing motors
- Class F, thermally protected
- UL 94 V-0 plastic impeller
- UL Recognized
- Normally in-stock

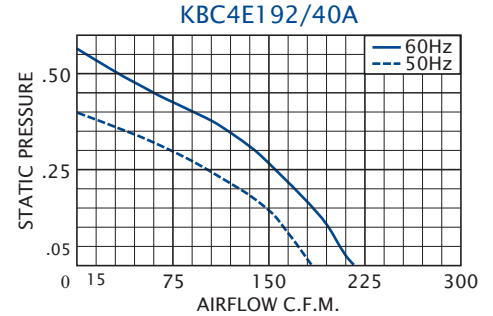
ACCESSORIES*

- Capacitor - P/N: 0452-67
- Inlet Ring - P/N: 1114-08
- Automatic Speed Control



***Note:** This unit requires a capacitor for operation. Capacitors are sold separately and shipped loose for field installation by customer. An Inlet Ring is recommended for optimum performance. These are sold separately, to be installed by the customer.

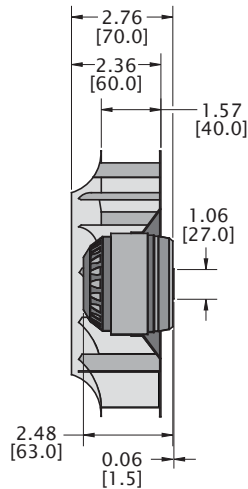
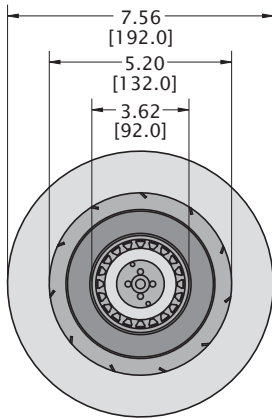
PERFORMANCE



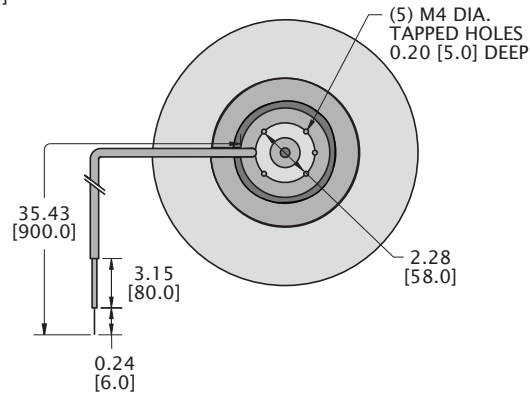
Airflow vs. static pressure curves are shown for 60 Hz and 50 Hz (broken line) inputs. Static pressure is in inches of water.

DRAWINGS

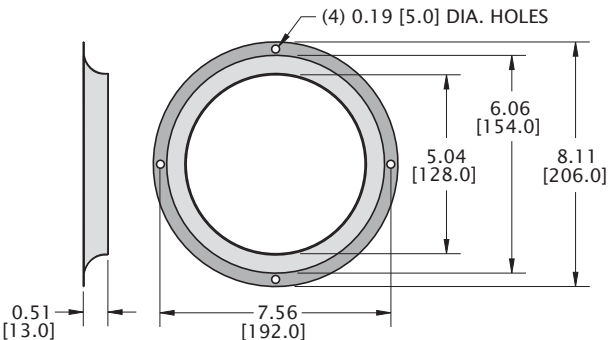
Dimensions, inches [mm], are for reference only and are subject to change.



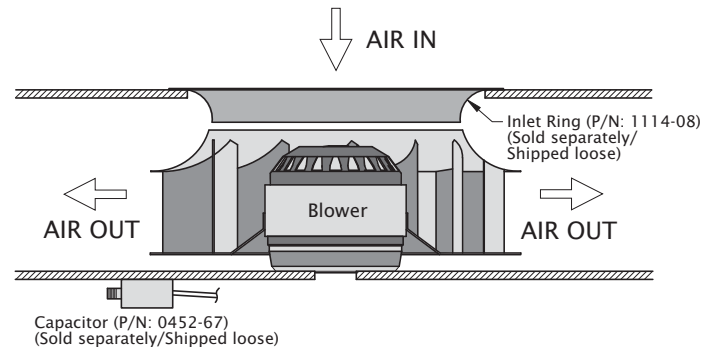
An inlet ring, which must be installed by the customer, is recommended for optimum performance. This unit requires a capacitor which must be mounted and connected by the customer.



INLET RING P/N: 1114-08



TYPICAL INSTALLATION



kbc4e192-40a.qxd 8/24/17