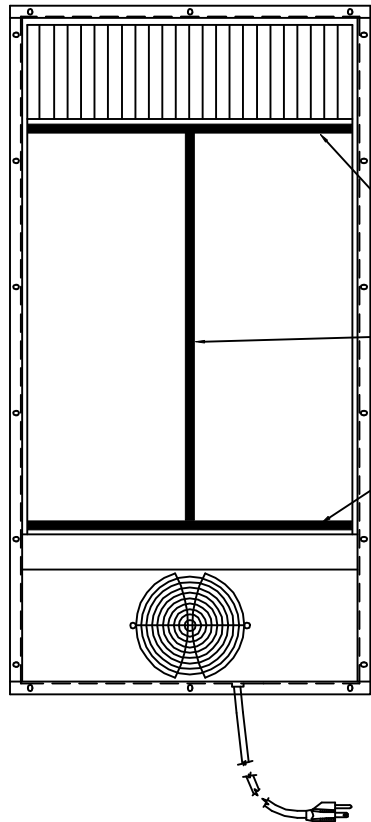


THIS DOCUMENT IS THE PROPERTY OF KOOLTRONIC, INC. AND CONTAINS PROPRIETARY AND CONFIDENTIAL INFORMATION WHICH MUST NOT BE DUPLICATED, USED OR DISCLOSED OTHER THAN AS EXPRESSLY AUTHORIZED BY KOOLTRONIC, INC.

REVISIONS				
SYM	NOTICE	DESCRIPTION	DATE	APPROVED
-	ER 92/238	NEW DWG. RELEASE	04/27/93	JT
A	EC 97/135	CHANGE NEOPRENE GASKET FROM 1/8 X 5/8 TO 1/4 X 1/2 ON BUTTON-UP DRAWING	7/7/97	SDS

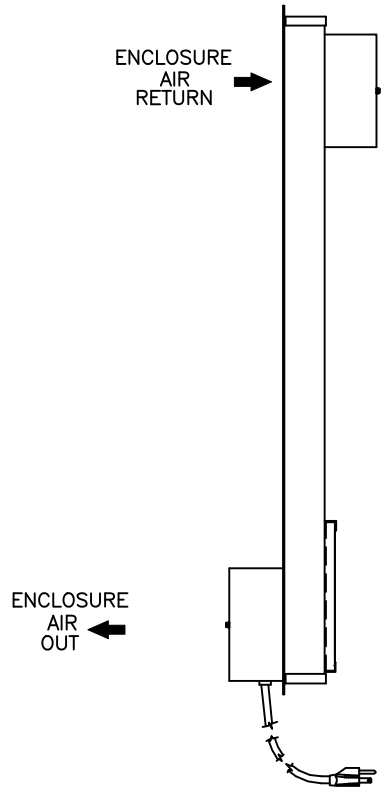


REAR VIEW

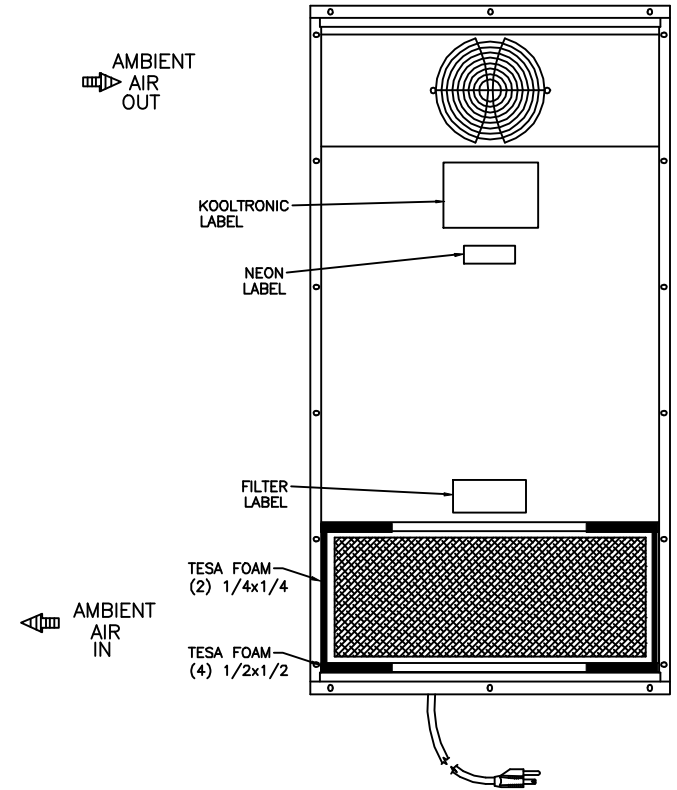
TESA FOAM  
1/2x1/2x18

TESA FOAM  
1/2x1/2x23

TESA FOAM  
1/2x1/2x18



SIDE VIEW



FRONT VIEW

KOOLTRONIC LABEL

NEON LABEL

FILTER LABEL

TESA FOAM (2) 1/4x1/4

TESA FOAM (4) 1/2x1/2

NEOPRENE (2) 1/4x1/2x38 1/4 [A]  
(3) 1/4x1/2x19 3/4

ALL DIMENSIONS ARE IN INCHES. DIMENSIONS DESIGNATED MM ARE IN MILLIMETERS.				 HOPEWELL, NJ VENTURA, CA USA			
UNLESS OTHERWISE SPECIFIED TOLERANCES NON-ACCUMULATIVE		DRAWN JT				DATE 04/27/93	
TOL. ON	INCHES	MM	CHECKED	TITLE			
.XX	± .02	±	ENG.	GENERAL ARRANGEMENT HEAT EXCHANGER SINGLE FAN			
.XXX	± .010	±	MFG. ENG.				
ANGULAR	± 1/2°						
MATERIAL				CODE IDENT. NO.	SIZE	DWG. NO.	REV
UNIT	KXHE236S-1		APPROVED	06223	C	8072-00-00	A
				SCALE 3/16=1	CAD. REF. GA000099	SHEET 1	OF 1