

THIS DOCUMENT IS THE PROPERTY OF KOOLTRONIC, INC. AND CONTAINS PROPRIETARY AND CONFIDENTIAL INFORMATION WHICH MUST NOT BE DUPLICATED, USED OR DISCLOSED OTHER THAN AS EXPRESSLY AUTHORIZED BY KOOLTRONIC, INC.

| REVISIONS | | | | |
|-----------|-----------|---|----------|----------|
| SYM | NOTICE | DESCRIPTION | DATE | APPROVED |
| - | EC 94/47 | NEW DRAWING RELEASE | 03/04/94 | D W |
| A | EC 97/135 | CHANGE NEOPRENE GASKET FROM 1/8 X 5/8 TO 1/4 X 1/2 ON BUTTON-UP DRAWING | 7/7/97 | SDS |

NEOPRENE (2) PCS.
1/4 X 1/2 X 19 7/8 [A]
STARTING 1/16 IN FROM END

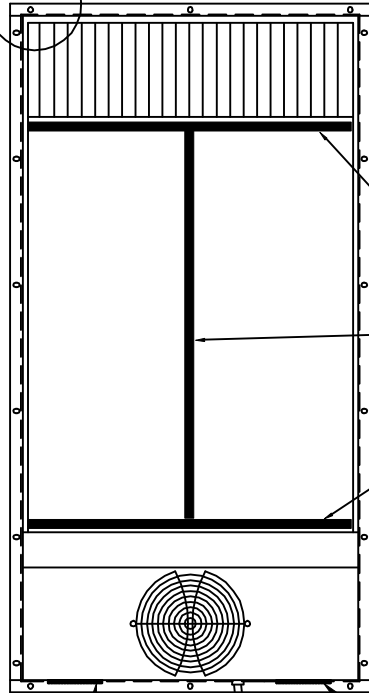


NEOPRENE (2) PCS. [A]
1/4 X 1/2 X 36 3/4

DETAIL "A"

TYP. CORNER ARRGT. FOR APPLYING NEOPRENE TO UNIT

SEE DETAIL "A"



REAR VIEW

TESA FOAM
1/2 X 1/2 X 18 1/2
MUST BE STRAIGHT

TESA FOAM
1/2 X 1/2 X 23
MUST BE STRAIGHT

TESA FOAM
1/2 X 1/2 X 18 1/2
MUST BE STRAIGHT

BLOWER LABEL
ON UNDERSIDE OF
FAN BOX
MUST BE STRAIGHT
TOP OF LABELS
TOWARDS MTG. FLANGE

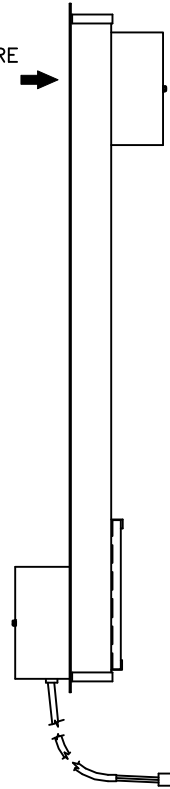
FILTER LABEL
ON UNDERSIDE OF
FAN BOX
MUST BE STRAIGHT
TOP OF LABELS
TOWARDS MTG. FLANGE

ENCLOSURE
AIR
RETURN

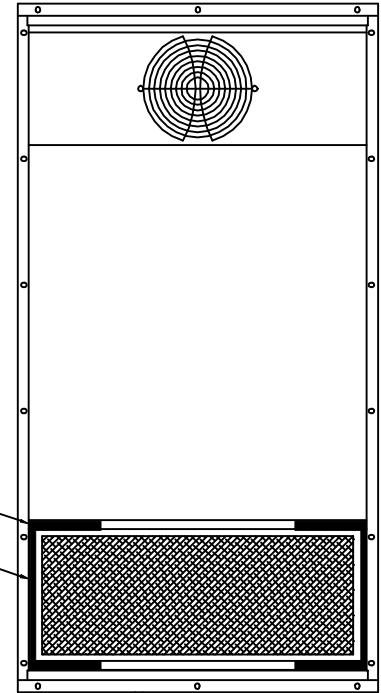
AMBIENT
AIR
OUT

ENCLOSURE
AIR
OUT

AMBIENT
AIR
IN



SIDE VIEW



FRONT VIEW

TESA FOAM
(4) 1/2x1/2

TESA FOAM
(2) 1/4x1/4

| | | | | | |
|---|--------|----|---------------------|------------------|--|
| ALL DIMENSIONS ARE IN INCHES. DIMENSIONS DESIGNATED MM ARE IN MILLIMETERS. | | | | | |
| UNLESS OTHERWISE SPECIFIED TOLERANCES NON-ACCUMULATIVE | | | DRAWN D. WALDRON | DATE 03/04/94 | |
| TOL. ON | INCHES | MM | CHECKED | | |
| .XX | ± .02 | ± | ENG. | | |
| .XXX | ± .010 | ± | MFG. ENG. | | |
| ANGULAR | ± 1/2° | | | | |
| MATERIAL | | | APPROVED | | |
| UNIT KXHE236S-2A | | | | | |

KOOLTRONIC, INC.
HOPEWELL, NJ VENTURA, CA USA

TITLE
BUTTON UP
HEAT EXCHANGER
SINGLE FAN

| | | | |
|-----------------|--------------------|-------------|--------|
| CODE IDENT. NO. | SIZE | DWG. NO. | REV |
| 06223 | C | 8072-02A-00 | A |
| SCALE 3/18=1 | CAD. REF. GA000125 | SHEET | 1 OF 1 |