



STANDARD FEATURES

- Mounts Quickly and Easily
- Attractive Appearance
- Requires no Mounting Hardware
- Integral Finger-Guards
- Most Assemblies are CE Approved
- NEMA 12 Rating Maintained (if used with provided filter)
- UL Shielded Ball Bearing Motors
- Integrated Sealing Gasket
- Washable Thermolinked Progressive Structure Synthetic Filter
- Electrical Connection: Screw-type terminal block

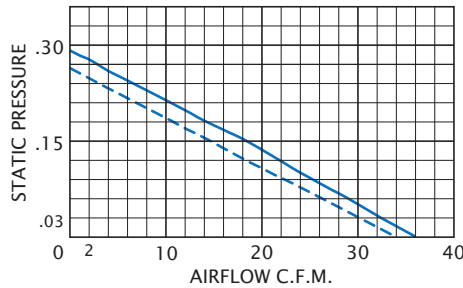
ACCESSORIES AND OPTIONS

- Custom Grille Colors
- EMI-Shielding
- Grille Assembly (P/N: KFA12RG)
- Other voltages, both AC and DC
- Replacement Filters (P/N: KFM12)
- Reversed Airflow Direction

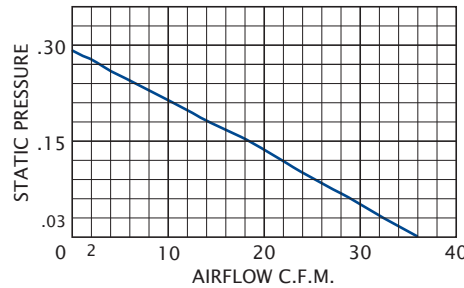


PERFORMANCE CHARTS

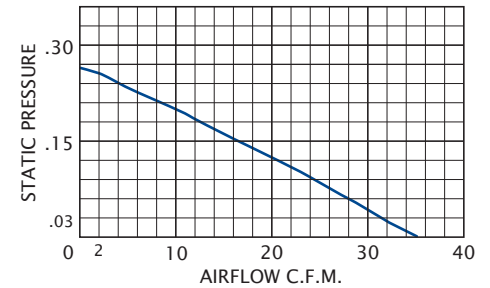
KFF12RBE, K2FF12RBE



K7FF12RBE



K7FF12RDB, K8FF12RDB



Airflow vs. static pressure curves for 115VAC and 230VAC models are shown for 60 Hz (solid line) and 50 Hz (broken line) inputs. Static pressure is in inches of water.

TECHNICAL DATA

Model	Normally In Stock	Voltage	Frequency Hz	Input mA	Input Watts	Fan Airflow CFM*	Fan w/Grille Airflow CFM*	Noise db(A)	Operating Temp. °F		Approx. Weight		Agency Approvals
									Min.	Max	Lbs.	Kg.	
KFF12RBE	Yes	115 VAC	50/60	210/180	20/18	94/105	34/36	43/48	14	131	1.8	0.8	1, 2, 4
K2FF12RBE	Yes	230 VAC	50/60	125/110	20/19	94/105	34/36	43/48	14	131	1.8	0.8	1, 2, 3, 4
K7FF12RBE		24 VDC	-	900/800	20/18	94/105	34/36	43/48	14	131	1.8	0.8	1, 2
K7FF12RDB		24 VDC	-	310	7.4	108	35	43	14	131	1.8	0.8	1, 2, 5
K8FF12RDB		48 VDC	-	160	7.7	108	35	43	14	131	1.8	0.8	1, 2

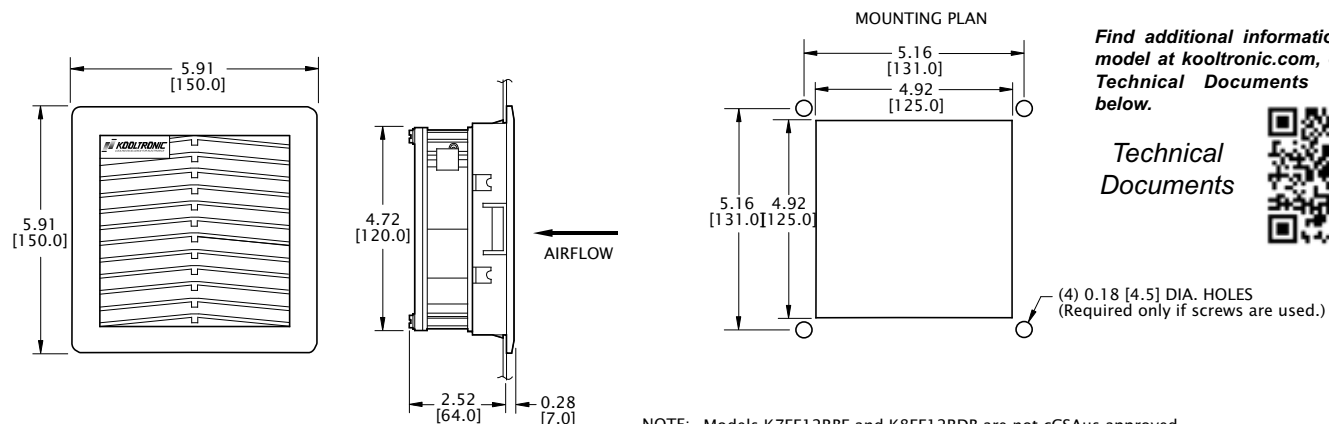
*Fan airflow without filter.

**NEMA Rated if installed with provided filter.

APPROVALS: 1.



DRAWINGS



Find additional information on this model at kooltronic.com, or use the Technical Documents QR code below.

Technical Documents



NOTE: Models K7FF12RBE and K8FF12RDB are not cCSAus approved.

Dimensions, inches [mm], are for reference only and are subject to change.

kff12.qxd 3/7/13

DESCRIPTION

In response to industry demands for small, versatile cooling units, Kooltronic now offers the new Advantage Series Filter Fans. Unique to the series is a clean, linear design, characterized by its extremely flat profile, which keeps the unit from protruding from the cabinet wall. The new Advantage Series Filter Fans offer convenience, versatility and reliability:

FAST MOUNTING: With elastic hooks and an integrated seal, the Advantage Series Filter Fans can be mounted easily into the opening provided on the panel. There is no need for extra screws or preparation.

WIDE RANGE OF MOUNTING DIMENSIONS: The precise planning of the elastic hooks and gaskets allow the fans to be mounted in openings with a tolerance range of 0.059 inches [1.5mm] and a plate thickness of between 0.059 inches [1.5mm] and 0.087 inches [2.2mm].

ELECTRICAL CONNECTION: Screw-type terminal block.

COMPONENT CHARACTERISTICS

- Standard airflow direction is from the outside to the inside of the cabinet.
- All materials used for the components can be recycled.
- Mounting hardware is not required when using the "snap-in" method which utilizes elastic hooks.
- The plastic enclosure with integral finger guards consists of an ABS/PC alloy (Blend) and is self-extinguishing according to UL94V-0.
- The standard filter media consists of thermolinked, progressive structure synthetic fiber.
- Filters are stable up to 100°C and 100% rh. (Filters are necessary in order to maintain NEMA 12 Rating).
- Filters guarantee a continuously high level of protection according to EU4, with a 94% separation efficiency according to DIN 24185 Standard.
- Dust capacity is particularly high (620 g/m²), which reduces maintenance.

ACCESSORIES AND OPTIONS

- Other supply voltages, both AC and DC, are available on request.
- Filter fans can be supplied with reversed airflow direction (from inside the cabinet to outside). In this case the letter "R" must be added to the order code.
- Depending on the request and quantity, the plastic parts can be supplied in different colors.
- Replacement filters (P/N: KFM12).

EMC FILTER FANS

The Advantage Series Filter Fans are also available with shielding against electromagnetic interference (EMI).

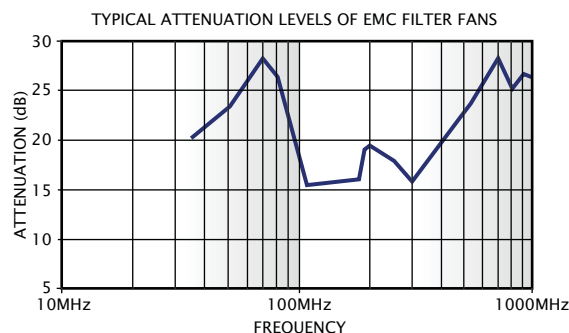
This EMC Filter Fan version is achieved by metallizing the plastic parts which function as a shield, i.e. they are connected to an EMI-shielding wire mesh. To guarantee the continuity between the shielding part of the fan and the metal structure of the cabinet, a gasket is used, which also protects from dust.

In order to choose the correct dimensions of the filter fan to be integrated into your cabinet, the project designer must also take into consideration the frequency band that has to be dampened.

Important note: Isolation materials, such as varnishes or coatings, should not be used on the contact zone between gasket and cabinet.



EMC Filter Fan



HOW TO ORDER

Specify model number.